


FEATURES

- IF filter for DSB receivers
- Constant group delay
- Improved ESD capability by integrated shunt resistors
- Optimized group delay time

APPLICATIONS

- Communication



© TGS CRYSTALS LTD.

SPECIFICATION *

| Parameters | Product | Option Code |
|--|----------------------|-------------|
| | SF | SF |
| Centre Frequency(fc) : | 480.000MHz | ▲ 480.000 |
| Pass bandwidth(B _{3dB}): a _{rel} ≤ 3dB: 27.6MHz Max | ▲ | |
| pass bandwidth(B _{10dB}): A _{rel} ≤ 10dB : 33.9MHz | ▲ | |
| Relative attenuation: 465.5MHz: 4.6dB Max. 493.5MHz:4.6dB Max. Lower sideobe 430~455.5MHz:40dB Min. Upper sideobe 504~530MHz:38dB Min. | ▲ ▲ ▲ ▲ | |
| Operating Temp. Range: | -10℃~+60℃ | ▲ |
| Storage Temp. Range: | -40℃~+85℃ | ▲ |
| Reflected wave signal suppression: 0.1 μ s ~2.0 μ s after main pulse:40dB Min. | ▲ | |
| Amplitude ripple (p-p): 473.5~486.5MHz: 0.5dB Max. | ▲ | |
| Group delay: | 480.0MHz:250.0ns | ▲ |
| Group delay ripple (p-p): 467.0~493MHz:1.5ns Max. | ▲ | |
| Temp. coefficient of frequency: -86ppm/K | ▲ | |
| AC Voltage Between Any Two Pins : | 5V | |
| DC Voltage Between Any Two Pins: | 0V | ▲ |
| Storage temperature Range: | -40℃~+85℃ | ▲ |
| Operable Temp. Range: | -25℃~+80℃ | ▲ |
| Reference Temp.: | TA=25℃ | ▲ |
| Terminating source impedance: | Z _s =50 Ω | ▲ |
| Terminating load impedance: | Z _s =50 Ω | ▲ |
| Group delay aperture: | 0.25MHz | ▲ |
| Hold Type: | TO-39 | △ T |
| Package: | Tube | △ U |

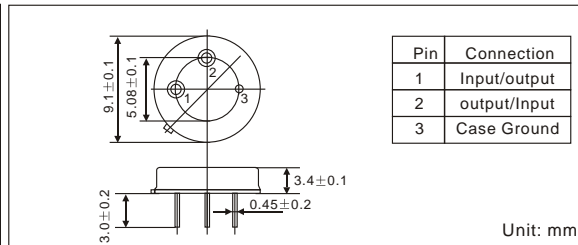
▲ Standard * Specifications Subject to Change Without Notice
△ Optional: please specify required code when inquiring or ordering

PART NUMBER GUIDE

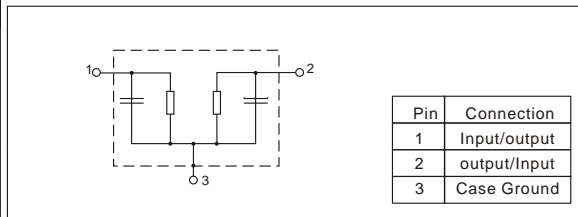
| | | | | |
|------|------------|--------------|-------------|---------|
| TGS | SF | 480 | T | U |
| Mark | SAW Filter | Centre Freq. | Holder Type | Package |

e.g. TGS SF 480 T U

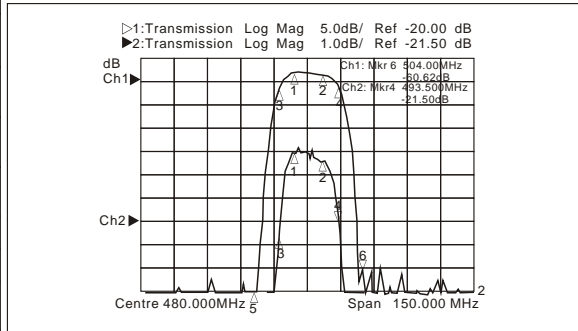
DIMENSIONS



TEST CIRCUIT



TYPICAL FREQUENCY RESPONSE



PACKAGE

- Standard package in Tube: 20pcs/Tube.

