


FEATURES

- The SFA465-T is a true low-loss, economical surface-acoustic-wave (SAW) filter designed to provide front-end selectivity in 465.00MHz receivers.

APPLICATIONS

- Communication



© TGS CRYSTALS LTD.

SPECIFICATION \*

Parameters		Product	Option Code	
		SF	SF	
Centre Frequency(fc) :		465.000MHz	▲	465.000
Insertion Loss	DC to fc-30.0MHz:	50dB Min.	▲	
	fc ± 3.0MHz:	5.0dB Max.	▲	
	fc+30.0MHz to fc+200.0MHz:	50dB Min.	▲	
3dB Passband(BW <sub>3</sub> ):		±3.0 MHz	▲	
Operating Temp. Range:		-10°C~+60°C	▲	
Storage Temp. Range:		-40°C~+85°C	▲	
Ripple (with fc±3.0MHz):		2.5dB	▲	
Input / Output Impedance(Nominal):		50 Ω //0pF	▲	
CW Therefore Power Dissipation:		10dBm	▲	
DC Voltage Between Any Two Pins:		±30V DC	▲	
Case Temperature:		-40°C~+85°C	▲	
Holder Type:		F-11	△	F
Package:		Tube	△	U

▲ Standard \* Specifications Subject to Change Without Notice  
 △ Optional: please specify required code when inquiring or ordering

NOTE

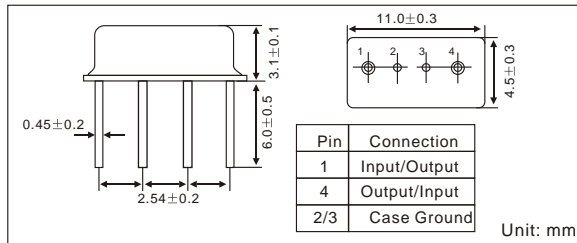
- 1 Electrostatic Sensitive Device. Observe precautions for handling
- 2.Freq. Aging is the change in fc with time and is specified at +65°C or less. Aging may exceed the specification for prolonged temp. Above +65°C. Typically, aging is greatest the first year after manufacture, decreasing in subsequent years.
- 3The centre freq., Fc, is the freq. Of minimum IL measured with the resonator in the specified test fixture in a 50 Ω test system with VSWR ≤1.2:1. Typically, f<sub>oscillator</sub> or f<sub>transmitter</sub> is less than the resonator fc.
- 4.Typically, equipment utilizing this device requires emissions testing and government approval, which is the responsibility of the equipment manufacturer.
- 5.Unless noted otherwise, case temp. Tc=+25°C ±2°C.
- 6.The design, manufacturing process, and specifications of this device are subject to change without notice.
- 7.Derived mathematically from one or more of the following directly measured parameters fo, IL, 3dB bandwidth, fc versus Tc, and co.
- 8.Turnover temp., To, is the temp. Of maximum(or turnover)freq. Fo. The nominal centre freq. At any case temp., Tc may be calculated from: f=fo[1-FTC(Tc-Tc)<sup>2</sup>]. Typically oscillator To is 20°C less than the specified resonator To.
- 9.This equivalent RLC model approximates resonator performance near the resonant freq. And is provided for reference only. The capacitance Co is the measured static (nonmotional) capacitance between either pin1 and ground or pin 2 and ground. The measurement includes case parasitic capacitance with a floating case. For usual grounded case applications (with ground connected to either pin 1or pin 2 and to the case), add approximately 0.25pF to Company

PART NUMBER GUIDE

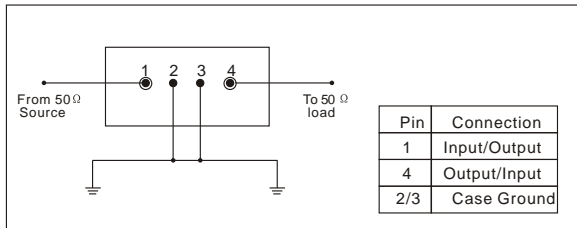
TGS	SFA	465	F	U
Mark	SAW Filter	Centre Freq.	Holder Type	Package

e.g. TGS SFA 465 T U

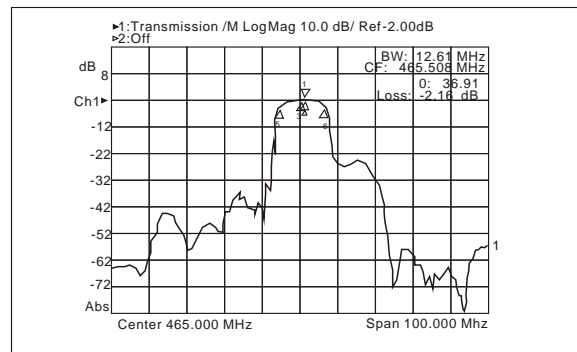
DIMENSIONS



TEST CIRCUIT



TYPICAL FREQUENCY RESPONSE



PACKAGE

- Standard package in Tube: 20pcs/Tube.

