


FEATURES

- The SF868.35-F is a low-loss, surface-acoustic-wave(SAW) filter designed to provide front-end selectivity in 868.35MHz

APPLICATIONS

- Communication



© TGS CRYSTALS LTD.

SPECIFICATION *

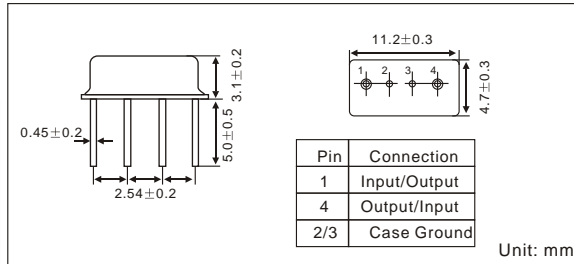
Parameters		Product	Option Code
		SF	SF
Centre Frequency(fc) :		▲	868.350
Temp.	Operating Case Temp.(Tc): +85°C Max.	▲	
	Turnover Temperature(To): 55°C Max.	▲	
	Turnover Frequency(fo): fc 868.35 MHz	▲	
	Frequency Temp. Coefficient (FTC): 0.032ppm/°C ²	▲	
Insertion Loss(IL):		▲	5.5 dB Max.
3 dB Passband(BW ₃):		▲	1.2MHz
Operating Temp. Range:		▲	-35°C~+85°C
Storage Temp. Range:		▲	-40°C~+85°C
Frequency Aging Absolute Value During the First Year(fA):		▲	≤10ppm/year
Rejection	at fc-21.4MHz (Image):	▲	40dB Min.
	at fc-10.7MHz (LO):	▲	15dB Min.
	Ultimate:	▲	70 dB
Input Power Level:		▲	10dBm
DC Voltage:		▲	12V DC
Case Temperature:		▲	-40°C~+85°C
Holder Type:		△	F
Package:		△	U

▲ Standard * Specifications Subject to Change Without Notice
△ Optional: please specify required code when inquiring or ordering

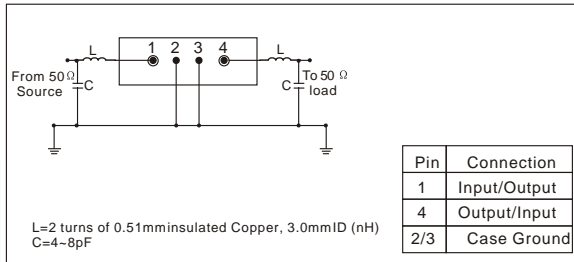
NOTE

1. Electrostatic Sensitive Device. Observe. Precautions for handling
2. Unless noted otherwise. All measurements are made with the filter installed in the specified test fixture which is connected to a 50 ohms test system with VSWR≤1.2:1. The test fixture L and C are adjusted for minimum insertion loss at the filter centre frequency, fc. Note that insertion loss and bandwidth and passband on the impedance matching component values and quality.
3. The frequency fc is defined as the midpoint between the 3dB frequency.
4. Unless noted otherwise, specifications apply over the entire specified operating temperature range.
5. The turnover temperature, To, is the temperature of maximum (or turnover)freq. Fo. The nominal freq. At any case temp. Tc, may be calculated from: $f=[1-FTC(To-Tc)^2]$.
6. Freq. Aging is the change in fc with time and is specified at +65°C or less. Aging. May exceed the specification for prolonged temp. Above+65°C. Typically, aging is greatest the first year afire manufacture, decreasing significantly in subsequent years.
7. The design, manufacturing process, and specifications of this device are subject to change without notice.
8. All equipment designs utilizing this product must be approved by the appropriate prior to manufacture or sale.

DIMENSIONS



TEST CIRCUIT



PACKAGE

- Standard package in Tube: 20pcs/Tube.

PART NUMBER GUIDE

TGS	SF	868.35	F	U
Mark	SAW Filters	Centre Freq.	Holder Type	Package

e.g. TGS SF 868.35 F U

