


FEATURES

- The SR857.65-M3 is a true one-port, Surface-acoustic-wave(SAW) resonator in a low-profile, M3 case. It provides reliable, fundamental-mode, quartz frequency stabilization of for 857.65MHz LOS in 868.35MHz receives

APPLICATIONS

- Remote Control



© TGS CRYSTALS LTD.

SPECIFICATION *

Parameters		Product	Option Code
		SR	SR
Centre Frequency(f_c) :	857.650MHz	▲	857.650
Frequency Tolerance(Δf_c):	± 150 KHz	△	C
	± 200 KHz	△	D
	± 250 KHz	△	E
Temp. Stability	Turnover Temp(T_o): 55°C Max.	▲	
	Turnover Frequency(f_o): f_c 857.65 MHz	▲	
	Frequency Temp. Coefficient (FTC): 0.037ppm/°C ²	▲	
Insertion Loss(IL):	2.0 dB Max.	▲	
Operating Temp. Range:	-10°C~+60°C	▲	
Storage Temp. Range:	-40°C~+85°C	▲	
Quality Factor	Unloaded Q(Q_u): 8,142	▲	
	50Ω Loaded Q(Q_L): 1,300	▲	
DC Insulation Resistance between Any Two Pins: 1.0MΩ Min.		▲	
Frequency Aging Absolute Value During the First Year(f_a): ≤10ppm/year		▲	
RF Equivalent RLC Model	Motional Resistance(R_m): 26Ω Max.	▲	
	Motional Inductance(L_m): 28.7224 μH	▲	
	Motional Capacitance(C_m): 1.2002 fF	▲	
	Shunt Static Capacitance (C_o): 2.7 pF Max.	▲	
CW Therefore Power Dissipation: +10dBm		▲	
DC Voltage Between Any Two Pins: ±30V DC		▲	
Case Temperature:	-40°C~+85°C	▲	
Soldering Temperature:	+235°C	▲	
Holder Type:	5.0X5.0X1.35mm	△	M3
Package:	Tape/Reel	△	T

▲ Standard * Specifications Subject to Change Without Notice
△ Optional: please specify required code when inquiring or ordering

NOTE

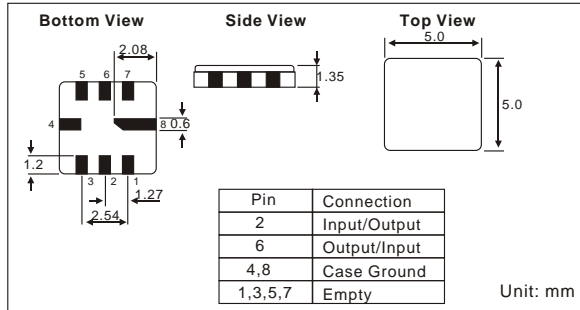
1. Electrostatic Sensitive Device. Observe precautions for handling
2. Freq. aging is the change in f_c with time and is specified at +65°C or less. Aging may exceed the specification for prolonged temp. above +65°C. Typically, aging is greatest the first year after manufacture, decreasing in subsequent years.
3. The center freq., f_c , is measured at the minimum insertion loss point, IL_{min} , with the resonator in the 50Ω test system (VSWR≤1.2:1). Typically, $f_{oscillator}$ or $f_{transmitter}$ is appr. equal to the resonator f_c .
4. Typically, equipment utilizing this device requires emissions approval, which is the responsibility of the equipment manufacturer.
5. Unless noted otherwise, case temperature $T_c = +25°C \pm 2°C$.
6. The design, manufacturing process, and specifications of this device are subject to change without notice.
7. Derived mathematically from one or more of the following directly measured parameters: f_c , IL, 3 dB bandwidth, f_c versus T_c , and C_o
8. Turnover temperature, T_o , is the temperature of maximum (or turnover) freq., f_o . The nominal center freq. at any case temp., T_c , may be calculated from: $f = f_o [1 - FTC (T_c - T_o)^2]$. Typically, oscillator T_o is appr. equal to the specified resonator T_o .

PART NUMBER GUIDE

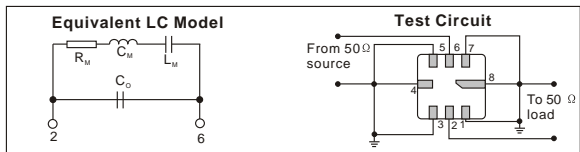
TGS	SR	857.65	C	M3	T
Mark	SAW Resonators One-Port	Centre Freq.	Frequency Tolerance	Holder Type	Package

e.g. TGS SR 857.65 C M3 T

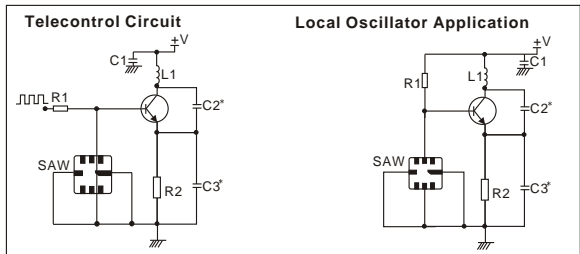
DIMENSIONS



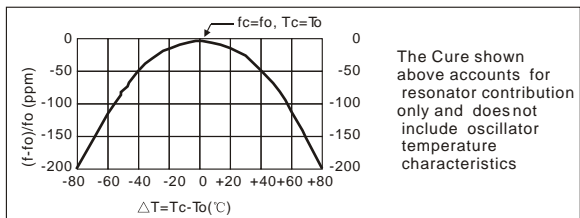
EQUIVALENT LC MODEL AND TEST CIRCUIT



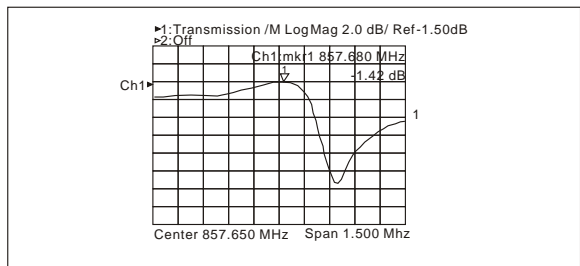
TYPICAL APPLICATION CIRCUIT



TEMPERATURE CHARACTERISTICS



TYPICAL FREQUENCY RESPONSE



PACKAGE

- Standard package in T/R: 3000pcs/Reel, 2Reel/box, 5box/ Carton
See page 182 for deil dimensions

