

# RFQ


[Request For Quotation](#)

## MAIN FEATURE

- Low Power Consumption • 3.3V, 6 pads
- Industry standard option • High reliability and low aging

## APPLICATION

- Mobile, GPS and more

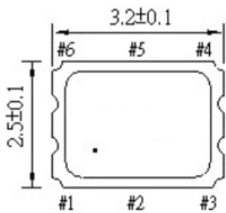
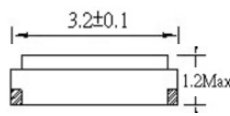
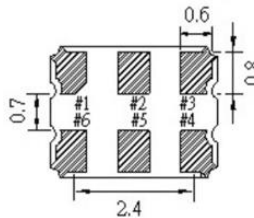
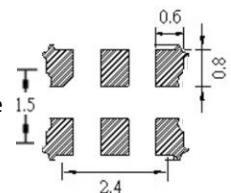


L3.2\*W2.5\*H1.2mm

## STANDARD SPECIFICATION – CMOS Output

Parameter	Value			Unit	Condition
	Min.	Type	Max.		
Supply Voltage	-	3.3	-	V	+/-10%
Control Voltage Range	0.3	1.65	3	V	
Frequency Range	1.25		62.00	MHz	
Frequency Tolerance @25°C		±50		ppm	see p/n guide or Specify
Freq. Stability @Temp. Range	-	±50		ppm	see p/n guide or Specify
Operating Temp. Range	-20	-	70	°C	see p/n guide or Specify
Output	VOH	90%		V	@90% x VDD
	VOL	-	10%	V	@10% x VDD
	Load	-	15	pF	@ CMOS output or Specify
Symmetry	45	-	55		see p/n guide or Specify
Startup Time	-	-	10	ms	
Rise/Fall Time	-	-	10	ns	
Supply Current	-	-	15	mA	
Storage Temperature Range	-55	-	125	°C	
Aging per year	-	±3		ppm	

## DIMENSION (mm)

**Top View**

**Side View**

**Bottom View**

**Solder Pattern**

**Pin Function**

- #1 Vcon
- #2 Enable (Tri-State)/Disable
- #3 Ground
- #4 Output
- #5 NC
- #6 VDD

## PART NUMBER GUIDE

Example: TGS VM32C30BDH03 TLF-26M000

[Part Number and Part Code Structure](#)

TGS	VM32C	3 0	B D	G H 03	T	LF XX	-26M000
1	2	3 4	5 6	7 8 9	10	11 12	13

- 1) TGS: Company Code
- 2) VM32C: MHz SMD VCXO, CMOS Output, 6 pads, L3.2\*W2.5\*H1.2mm
- 3) 3: Supply Voltage, 3: 3.3V
- 4) 0: Enable/Disable Function, 1: Tri-state Via Pin 1; 0: N/A
- 5) B: Overall Frequency tolerance, A+/-25ppm; B: +/-50ppm; C: +/-100ppm; J+/-20ppm or Specify
- 6) D: Operating Temp. Range, D-0~70 °C; E: -10 ~+60°C; F: -20 ~+70 °C; G: -40 ~+85 °C or Specify
- 7) H: Symmetry H: 40/60; I: 45/55
- 8) 03: Output Load: 03: CMOS//15pF or specify
- 9) T: Packed in Tape/Reel, 3000pcs/Reel
- 10) LF: RoHS Complaint
- 11) XX: Internal Control Code- 2 letter or digits ; Blank: N/A
- 12) 26M000: Frequency Range 26.000MHz or specify

TGS Crystals Ltd. reserves the right to make changes to the product(s) and or information contained herein without notice. No liability is assumed as a result of their use or application. No rights under any patent accompany the sale of any such product(s) or information.