

MAIN FEATURE

- Extra SMD Package, 3 pads
- Built-in Capacitance
- Low Cost and short lead time

APPLICATION

- Communication and more



L4.7*W4.1*H1.8mm

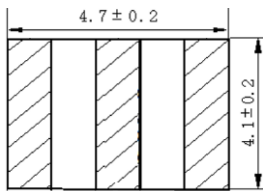
STANDARD SPECIFICATION

Parameter	Value			Unit	Condition
	Min.	Type	Max.		
Frequency Range	6.00		60.00	MHz	see p/n guide or Specify
Frequency Accuracy		±0.5		%	@25 °C
Operating Temperature Range	-25	-	+85	°C	
Storage Temperature Range	-55	-	+85	°C	
Built-in Capacitance		30	-	pF	MT(6.00~13.00MHz)/MX (13.01~20.00MHz)
		15	-		MX: 20.01~25.99MHz
		5	-		MX: 26.00~60.00MHz
Temperature Coefficient	-	±0.3	-	%	Oscillation Freq. drift @-25 °C ~+85 °C
Resonant Impedance	-	-	40	ohm	
Aging per year*	-	-	±0.3	%	From initial value
Withstanding Voltage		50		V	DC, 5s Max.
Insulation Resistance Ri	500			MΩ	10V, 1min
Rating Voltage UR		6		V	DC
		15		V	p-p AC
IC	MX: 1/6TC74HCU04. MT: 1/6TC4069UBP				

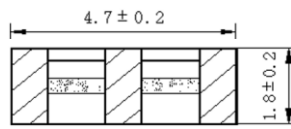
* Parts shall be left in a chamber of +85 °C ±2°C for 1000 hours, then measured after leaving in natural condition for 1 hours.

DIMENSION (mm)

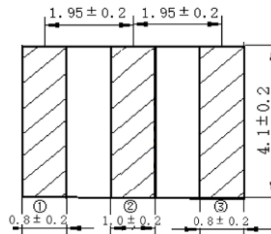
Top View



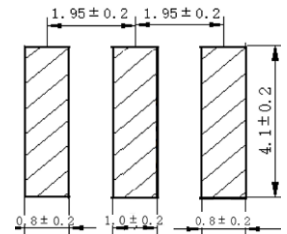
Side View



Bottom View



Solder Pattern



#1 In/Output #2 Ground #3 Output/Input

PART NUMBER GUIDE

Example: TGS CRTS 16.0MX TLF

[Part Number and Part Code Structure](#)

TGS	CR	T	S	16.0	MX	T	LF	XX
1	2	3	4	5	6	7	8	9

- 1) TGS: Company Code
- 2) CR: SMD Ceramic Resonator
- 3) T: Built-in Capacitance , 3 Pads, different value pF for frequency range
- 4) S: Outline Dimensions L4.7*W4.1*H1.8mm
- 5) 16.0: Frequency Range in MHz, 16.000MHz or Specify
- 6) MX: Design Mode for different Frequency range; MT: 6.00~13.00MHz; MX: 13.01~60.00MHz
- 7) T: Package in Tape/Reel, 1000pcs/Reel
- 8) LF: RoHS Compliant
- 9) XX: Internal Control Code; Blank: N/A

TGS Crystals Ltd. reserves the right to make changes to the product(s) and or information contained herein without notice. No liability is assumed as a result of their use or application. No rights under any patent accompany the sale of any such product(s) or information