

MAIN FEATURE

- Extra SMD Package, 3 pads
- Built-in Capacitance
- Low Cost and short lead time

APPLICATION

- Clock oscillators for microprocessors
- Small electronic equipment and more



L3.2*W1.3*H1.0mm

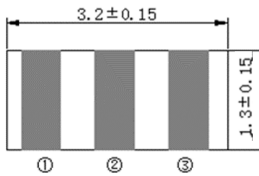
STANDARD SPECIFICATION

Parameter	Value			Unit	Condition
	Min.	Type	Max.		
Frequency Range	8.00		12.00	MHz	see p/n guide or Specify
Frequency Accuracy		±0.5		%	@25 °C
Operating Temperature Range	-25	-	+85	°C	
Storage Temperature Range	-55	-	+85	°C	
Built-in Capacitance		30	-	pF	MG: 8.00~12.00MHz
		-	-		-
		-	-		-
Temperature Coefficient	-	±0.3	-	%	Oscillation Freq. drift @-25 °C ~+85 °C
Resonant Impedance	-	-	40	ohm	
Aging per year*	-	-	±0.3	%	From initial value
Withstanding Voltage		50		V	DC, 5s Max.
Insulation Resistance Ri	500			MΩ	10V, 1min
Rating Voltage UR		6		V	DC
		15		V	p-p AC
IC	MG: 1/6TC4069UBP				

* Parts shall be left in a chamber of +85 °C ±2°C for 1000 hours, then measured after leaving in natural condition for 1 hours.

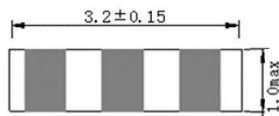
DIMENSION (mm)

Top View

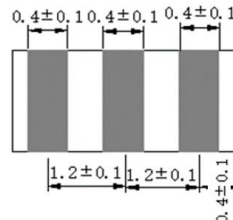


Connection #1 In/Out #2 Output/Input #3 Ground

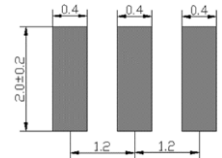
Side View



Bottom View



Solder Pattern



PART NUMBER GUIDE

Example: TGS CRTE 8.0MG TLF

[Part Number and Part Code Structure](#)

TGS	CR	T	E	8.0	MG	T	LF	XX
1	2	3	4	5	6	7	8	9

- 1) TGS: Company Code
- 2) CR: SMD Ceramic Resonator
- 3) T: Built-in Capacitance , 3 Pads, different value pF for frequency range
- 4) E: Outline Dimensions L3.2*W1.3*H1.0mm
- 5) 8.0: Frequency Range in MHz, 8.000MHz or Specify
- 6) MG: Design Mode for different Frequency range, MG: 8.00~12.00MHz
- 7) T: Package in Tape/Reel, 3000pcs/Reel
- 8) LF: RoHS Compliant
- 9) XX: Internal Control Code; Blank: N/A

TGS Crystals Ltd. reserves the right to make changes to the product(s) and or information contained herein without notice. No liability is assumed as a result of their use or application. No rights under any patent accompany the sale of any such product(s) or information