


MAIN FEATURE

- Thru Hole Package, 5 Pads, 455KHz & 450KHz
- Compatible to Murata CFMW Series • Low Cost and short lead time

APPLICATION

- Communication and more



L9.5*W6.5*H6.3mm

STANDARD SPECIFICATION- 455KHz

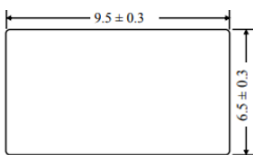
Table 1

Short Part Number	Center* Freq.	Insertion Loss	6 dB Band width	50 dB Band width	Ripple	Input/ Output	Temp. Stability	Insulation Resistance	Operating Temp. Range	Storage Temp.
	KHz	dB Max.	KHz Max.	KHz Max.	dB Max.	K ohm	%	M ohm Min.	°C	°C
CFM455BW	455±2.0	4.0	±15.0	±30.0	2.0	1500	±0.5	100 @DC 10V 1 minute +/-5 sec.	-20~+85	-40~+85
CFM455CW	455±2.0	4.0	±12.5	±24.0		1500				
CFM455DW	455±1.5	4.0	±10.0	±20.0		1500				
CFM455EW	455±1.5	6.0	±7.5	±15.0		1500				
CFM455FW	455±1.5	4.0	±6.0	±12.5		2000				
CFM455GW	455±1.5	6.0	±4.5	±10.0		2000				
CFM455HW	455±1.0	6.0	±3.0	±9.0		2000				
CFM455IW	455±1.0	6.0	±2.0	±7.5		2000				
CFM455HTW	455±1.0	6.0	±3.0	±9.0		2000				
CFM455ITW	455±1.0	6.0	±2.0	±7.5		2000				

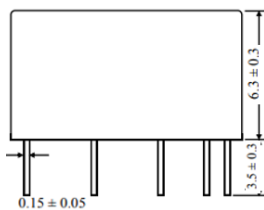
*Center Frequency Range 450.000KHz is also available

DIMENSION (mm)

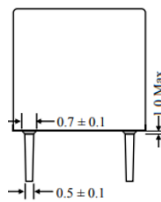
Top View



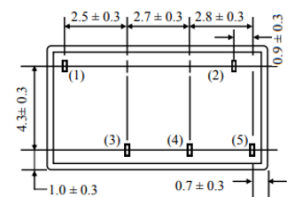
Side View



Side View



Bottom View



- ① Input
- ② Output
- ③ ④ ⑤ Ground

PART NUMBER GUIDE

Example: TGS CFM455EW BLF

Part Number and Part Code Structure

TGS	CFM	455	E	W	B	LF	XX
1	2	3	4	5	6	7	8

- 1) TGS: Company Code
- 2) CFM: Ceramic Filter, M type, L9.5*W6.5*H6.3mm
- 3) 455: Frequency Range 455: 455KHz; 450: 450KHz
- 4) E: Design Mode Code
- 5) W: 5 Pins
- 6) B: Package in Bulk
- 7) LF: RoHS compliant
- 8) XX: Internal Control Code- 2 letter or digital ; Blank: N/A

TGS Crystals Ltd. reserves the right to make changes to the product(s) and or information contained herein without notice. No liability is assumed as a result of their use or application. No rights under any patent accompany the sale of any such product(s) or information